

# Elkonin Boxes for Digraph 'th'

## Teacher Instructions

Elkonin boxes, also known as sound boxes, are used to help students build phonological awareness. Each square or box represents a phoneme, or sound.

### Materials:

- counters, poker chips, linking cubes, or other small manipulatives

### Directions:

- Students put one counter below each box.
- Students say the picture name (*moth*).
- Students say each sound in the word while pushing a counter into the box above to represent the sound (/m/, /ɒ/, /th/). (Remember that the counters represent sounds not letters. So the digraph 'th' would only need a single counter.)
- Students repeat the picture name.

The last Elkonin box is blank. Feel free to insert your own pictures or use the boxes for other segmentation activities.


### Answer Key:

moth, teeth, thorn, sloth, mouth, thumb, math


Student Practice Activity

Name \_\_\_\_\_ Date: \_\_\_\_\_


### Elkonin Boxes for Digraph 'th'




--	--	--




--	--	--

READING UNIVERSE |  Phonics | Consonant Digraphs  
ReadingUniverse.org © WETA

READING UNIVERSE |  Phonics | Consonant Digraphs  
ReadingUniverse.org © WETA

Name \_\_\_\_\_ Date: \_\_\_\_\_

# Elkonin Boxes for Digraph 'th'




--	--	--




--	--	--

Name \_\_\_\_\_ Date: \_\_\_\_\_

# Elkonin Boxes for Digraph 'th'



--	--	--




--	--	--	--

Name \_\_\_\_\_ Date: \_\_\_\_\_

# Elkonin Boxes for Digraph 'th'



--	--	--



--	--	--

Name \_\_\_\_\_ Date: \_\_\_\_\_

## Elkonin Boxes for Digraph 'th'

2 + 2 = 4

--	--	--

--	--	--	--	--