



Phonics Board Game with Glued Sounds

Use this fun phonics board game to practice any phonics pattern or syllable type. Students roll a die and select a card to read aloud. You can make cards from our lists of words, phrases, or sentences. This version of the game is for glued sounds, and we have included a set of flash cards from our glued sounds word lists.

The goal is to reach the finish line first!

Games are a perfect opportunity for a cumulative review of skills. Each group can use the same game board, but you can swap out the cards depending on the skills that particular group needs to practice.

Teacher's Note: You can print one of the game boards in this packet or you can print all three and have students choose between the space, farm, and sea themes. Laminate the boards to have on hand for practice anytime!

Materials:

- Copy of game board (pick one or have students choose)
- One die per game board
- Game piece for each player
- Deck of word, phrase, sentence, or syllable cards
- Whiteboard and marker for each player

Teacher Instructions:

1. Two to four players can play at a time.
2. The first person draws a card and reads it aloud.
3. The other players use their whiteboards to write the word (or phrase, sentence, or syllable) that was read.
4. After all students are done writing, the first person shows the card and everyone checks both the reader's pronunciation and the writers' spelling for accuracy.
5. Then the student that drew the card rolls the die and moves their game piece the correct number of spaces.
6. If the student lands on "roll again," they roll again. If they land on "go ahead two spaces," they must go ahead. If they land on "go back three spaces," they go back.
7. Whoever reaches the finish first wins!

Space Race

Directions:

1. Pick a card and read it.
2. Roll the die.
3. Move your game piece.

Start



Roll
Again

Go
forward
2 spaces.

Roll
Again



Go back
3 spaces.


Go
forward
2 spaces.

Roll
Again


Go back
3 spaces.

Finish





Start



Under the Sea

Directions:

1. Pick a card and read it.
2. Roll the die.
3. Move your game piece.

Roll Again

Go forward 2 spaces.

Roll Again


Go back 3 spaces.

Go forward 2 spaces.

Go back 3 spaces.

Roll Again

Finish





ban

can

fan

man

pan

bam

dam

ham



jam

ram

ball

call

fall

hall

mall

bang



fang

gang

rang

sang

ding

king

ping

ring



wing

gong

long

song

tong

hung

lung

rung



sung

bank

rank

sank

tank

thank

yank

link



mink

pink

rink

sink

wink

bonk

honk

bunk



dunk

funk

gunk

hunk

junk

sunk

thing

tall



ban

can

fan

man

pan

bam

dam

ham



ban

can

fan

man

pan

bam

dam

ham