



Phonics Board Game with Consonant '-le'

Use this fun phonics board game to practice any phonics pattern or syllable type. Students roll a die and select a card to read aloud. You can make cards from our lists of words, phrases, or sentences. This version of the game is for 'consonant '-le'', and we have included a set of flash cards from our consonant '-le' word lists.

The goal is to reach the finish line first!

Games are a perfect opportunity for a cumulative review of skills. Each group can use the same game board, but you can swap out the cards depending on the skills that particular group needs to practice.

Teacher's Note: You can print one of the game boards in this packet or you can print all three and have students choose between the space, farm, and sea themes. Laminate the boards to have on hand for practice anytime!

Materials:

- Copy of game board (pick one or have students choose)
- One die per game board
- Game piece for each player
- Deck of word, phrase, sentence, or syllable cards
- Whiteboard and marker for each player

Teacher Instructions:

1. Two to four players can play at a time.
2. The first person draws a card and reads it aloud.
3. The other players use their whiteboards to write the word (or phrase, sentence, or syllable) that was read.
4. After all students are done writing, the first person shows the card and everyone checks both the reader's pronunciation and the writers' spelling for accuracy.
5. Then the student who drew the card rolls the die and moves their game piece the correct number of spaces.
6. If the student lands on "roll again," they roll again. If they land on "go ahead two spaces," they must go ahead. If they land on "go back three spaces," they go back.
7. Whoever reaches the finish first wins!

Space Race

Directions:

1. Pick a card and read it.
2. Roll the die.
3. Move your game piece.

Start



Roll
Again

Go
forward
2 spaces.

Roll
Again



Go back
3 spaces.


Go
forward
2 spaces.

Go back
3 spaces.


Roll
Again

Finish





Start



Under the Sea

Directions:

1. Pick a card and read it.
2. Roll the die.
3. Move your game piece.

Roll
Again

Go
forward
2 spaces.

Go back
3 spaces.

Roll
Again

Go
forward
2 spaces.

Go back
3 spaces.

Roll
Again

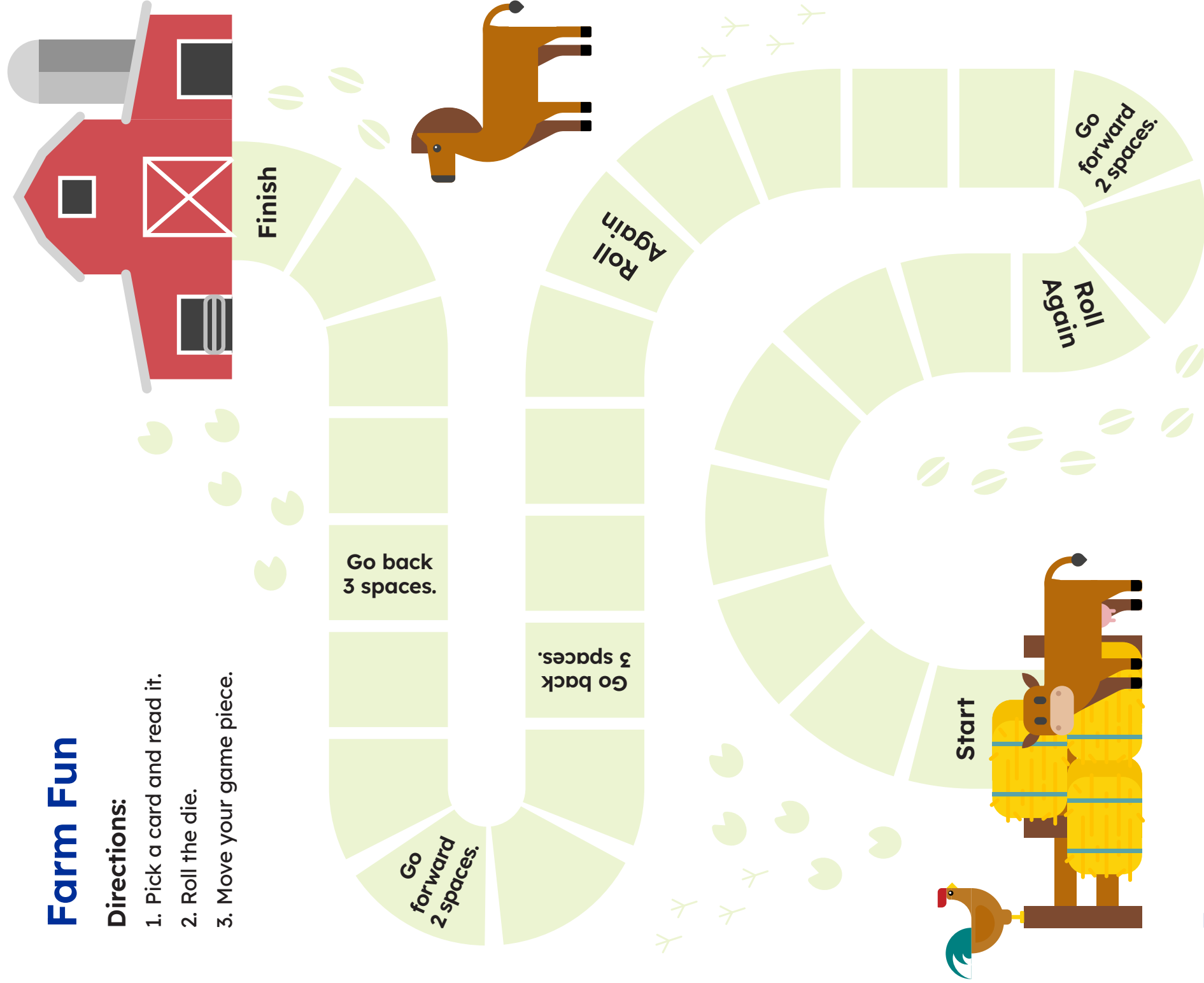
Finish



Farm Fun

Directions:

1. Pick a card and read it.
2. Roll the die.
3. Move your game piece.





babble

burble

cable

dabble

fable

feeble

garble

gobble



humble handle huddle kindle

meddle middle needle noodle



paddle

poodle

baffle

raffle

waffle

rifle

sniffle

stifle



trifle

whiffle

duffle

gargle

eagle

beagle

angle

bangle



dangle

tangle

wrangle

giggle

cackle

crackle

tackle

ankle



rankle

sparkle

freckle

fickle

pickle

apple

cripple

crumple



dimple

maple

purple

ripple

sample

simple

little

rattle



scuttle

settle

shuttle

skittle

startle

title

turtle

dazzle



frazzle

fizzle

drizzle

frizzle

grizzle

sizzle

nozzle

muzzle