



Phonics Board Game with Open and Closed Syllables

Use this fun phonics board game to practice any phonics pattern or syllable type. Students roll a die and select a card to read aloud. You can make cards from our lists of words, phrases, or sentences. This version of the game is for open and closed syllables, and we have included a set of flash cards.

The goal is to reach the finish line first!

Games are a perfect opportunity for a cumulative review of skills. Each group can use the same game board, but you can swap out the cards depending on the skills that particular group needs to practice.

Teacher's Note: You can print one of the game boards in this packet or you can print all three and have students choose between the space, farm, and sea themes. Laminate the boards to have on hand for practice anytime!

Materials:

- Copy of game board (pick one or have students choose)
- One die per game board
- Game piece for each player
- Deck of word, phrase, sentence, or syllable cards
- Whiteboard and marker for each player

Teacher Instructions:

1. Two to four players can play at a time.
2. The first person draws a card and reads it aloud.
3. The other players use their whiteboards to write the word (or phrase, sentence, or syllable) that was read.
4. After all students are done writing, the first person shows the card and everyone checks both the reader's pronunciation and the writers' spelling for accuracy.
5. Then the student who drew the card rolls the die and moves their game piece the correct number of spaces.
6. If the student lands on "roll again," they roll again. If they land on "go ahead two spaces," they must go ahead. If they land on "go back three spaces," they go back.
7. Whoever reaches the finish first wins!

Space Race

Directions:

1. Pick a card and read it.
2. Roll the die.
3. Move your game piece.

Start



Roll
Again

Go
forward
2 spaces.

Roll
Again



Go back
3 spaces.


Go
forward
2 spaces.

Roll
Again


Go back
3 spaces.

Finish





Start



Under the Sea

Directions:

1. Pick a card and read it.
2. Roll the die.
3. Move your game piece.

Go back 3 spaces.

Go forward 2 spaces.


Go back 3 spaces.

Roll Again

Roll Again

Go forward 2 spaces.

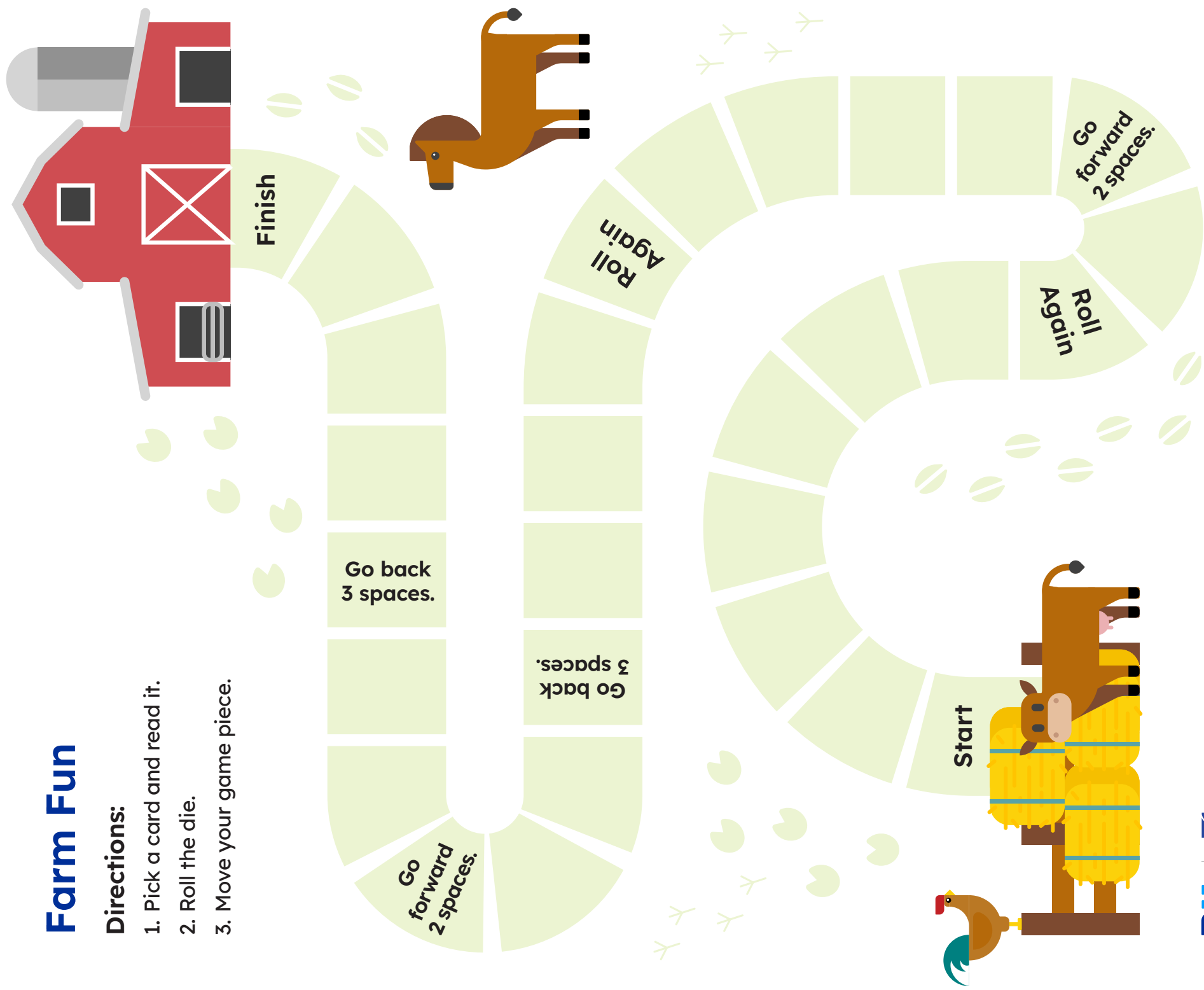
Finish



Farm Fun

Directions:

1. Pick a card and read it.
2. Roll the die.
3. Move your game piece.





be

me

she

hi

go

no

cry

dry



fly

fry

my

pry

shy

spy

spry

try



wifi

bacon

cargo

baby

banjo

diver

body

basin



driver

bumpy

began

odor

candy

bonus

paper

fuzzy



cupid

poker

phony

evil

razor

messy

frozen

spider



mommy

idol

super

silly

music

tiger

hero

open



viper

photo

pilot

polo

pupil

solo

relax

yo-yo



bat

cam

fas

quap

tal

vas

zaz

dep



fen

jeb

len

quep

rel

vez

zed

fip



jim

kib

nit

quib

rix

sin

vib

ziv



bop

com

joz

mon

pov

quom

vot

zot



bup

cug

fum

gup

huz

lut

rup

cham