



Phonics Board Game with the FLoSS(Z) Spelling Rule

Use this fun phonics board game to practice any phonics pattern or syllable type. Students roll a die and select a card to read aloud. You can make cards from our lists of words, phrases, or sentences. This version of the game is for FLoSS(Z) spelling rule, and we have included a set of flash cards from our FLoSS(Z) spelling rule word lists.

The goal is to reach the finish line first!

Games are a perfect opportunity for a cumulative review of skills. Each group can use the same game board, but you can swap out the cards depending on the skills that particular group needs to practice.

Teacher's Note: You can print one of the game boards in this packet or you can print all three and have students choose between the space, farm, and sea themes. Laminate the boards to have on hand for practice anytime!

Materials:

- Copy of game board (pick one or have students choose)
- One die per game board
- Game piece for each player
- Deck of word, phrase, sentence, or syllable cards
- Whiteboard and marker for each player

Teacher Instructions:

1. Two to four players can play at a time.
2. The first person draws a card and reads it aloud.
3. The other players use their whiteboards to write the word (or phrase, sentence, or syllable) that was read.
4. After all students are done writing, the first person shows the card and everyone checks both the reader's pronunciation and the writers' spelling for accuracy.
5. Then the student who drew the card rolls the die and moves their game piece the correct number of spaces.
6. If the student lands on "roll again," they roll again. If they land on "go ahead two spaces," they must go ahead. If they land on "go back three spaces," they go back.
7. Whoever reaches the finish first wins!

Space Race

Directions:

1. Pick a card and read it.
2. Roll the die.
3. Move your game piece.

Start



Roll
Again

Go
forward
2 spaces.

Roll
Again



Go back
3 spaces.


Go
forward
2 spaces.

Roll
Again


Go back
3 spaces.

Finish





Start



Under the Sea

Directions:

1. Pick a card and read it.
2. Roll the die.
3. Move your game piece.

Roll Again

Go forward 2 spaces.

Roll Again


Go back 3 spaces.

Go forward 2 spaces.

Go back 3 spaces.

Roll Again

Finish





staff

riff

tiff

cliff

sniff

stiff

whiff

off



buff

cuff

huff

puff

bluff

fluff

bell

fell



sell

tell

well

yell

dwell

shell

smell

spell



swell

bill

fill

ill

gill

hill

kill

mill



bass

lass

mass

pass

sass

brass

class

crass



glass

grass

less

mess

bless

chess

dress

press



hiss

kiss

miss

bliss

jazz

fizz

buzz

fuzz