

Sentence Scramble

Teacher Instructions

Skill Focus: Basic Parts of a Sentence

The purpose of this activity is for students to practice writing complete sentences using the basic parts of a sentence — the subject (naming part) and the predicate (action part). Sentence scrambles are a simple way to develop syntactic awareness.

Materials:

- Glue stick
- Writing utensil
- Sentence scramble activity page
- Sentence strips cut into cards

Directions:

You will need to model this activity with your students before you let them do it independently. Here are instructions for students.

Say, “Today we will put our sentence pieces in the correct order so our sentences form a complete thought that makes sense to the reader. We will make sure our sentences have the two basic parts: a naming part and an action part. ”

Go through an example with your students. Let students know that they will do the following:

1. Place the parts of model sentence 1 out of order in a pocket chart or on the board.
2. Rearrange the words into a grammatically correct sentence. Say, “Who or what is this sentence about?” Review the sentence parts until you locate the subject. Put the subject at the start. Then say, “What is the subject doing?” Review the sentence parts until you locate the predicate and put it after the subject. Reinforce that every sentence starts with a capital and ends with a stop sign (end punctuation).
3. Repeat with model sentence 2.

Model Sentence 1

The	dog	ran	home	.
-----	-----	-----	------	---





Model Sentence 2



A	bunny	hops	away	.
---	-------	------	------	---

4. Students may work with a partner or individually to unscramble the practice sentence and complete the sentence scramble activity sheet.

Sentence Scramble

Instructions:

1. Cut out each word. 
2. Put the words in order to make a sentence. **The** **bird** **sang** **.**
3. Read the sentence to a friend. Does it have all the right parts? Does it make sense?
4. Glue the sentence on the line. 
5. Write the sentence on the line. 
6. Draw a picture that goes with the sentence. 





ran

.

home

dog

The



bunny

A

away

hops

.



car

fast

The

.

drove



