

# Spin, Name, and Spell with Ending Consonant Blends

Teacher Instructions

**Skill:** Ending Consonant Blends

## Teacher Instructions

The purpose of this activity is for students to practice blending and reading words with ending consonant blends (-lp, -sp, -ct, -pt, -sk, -lf, -lk), and to spell and read the words correctly. This activity should be done to increase fluency, so pace students to read the words as quickly as possible.

## Materials Needed:

- Pinwheel
- Large paperclip (the paperclip will serve as a spinner)
- 2 pencils - one to act as an anchor for the spinner, and one to write with
- A copy of the spin, name, and spell word mat
- Student recording sheet
- Highlighter

## Teacher Tip:

Print the recording sheet on the back of the pinwheel and word mat, this way children will practice spelling the words without a reference.

## Directions:

You will need to model this activity with your students before you can let them do it independently. They can also practice with partners, or in small groups and centers.

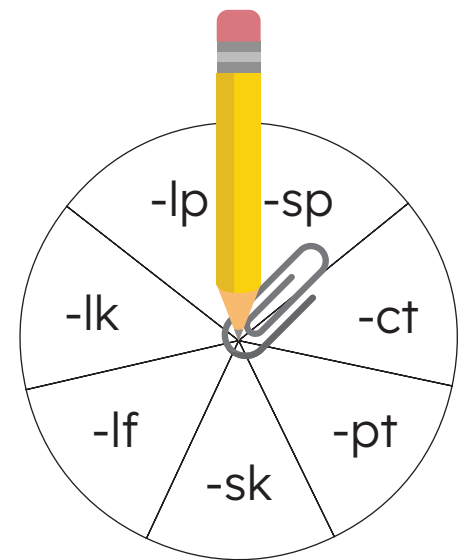
First, show your students how to create and use their pinwheel:

1. Place the paperclip on the center of the pinwheel.
2. Hold the pencil upright with its tip in the center of the paperclip.
3. Spin the paperclip and take note of where it points on the pinwheel.

When you are ready for the activity, you can say to students, "Today we will practice blending and reading words with ending consonant blends." And then go through an example with your students.

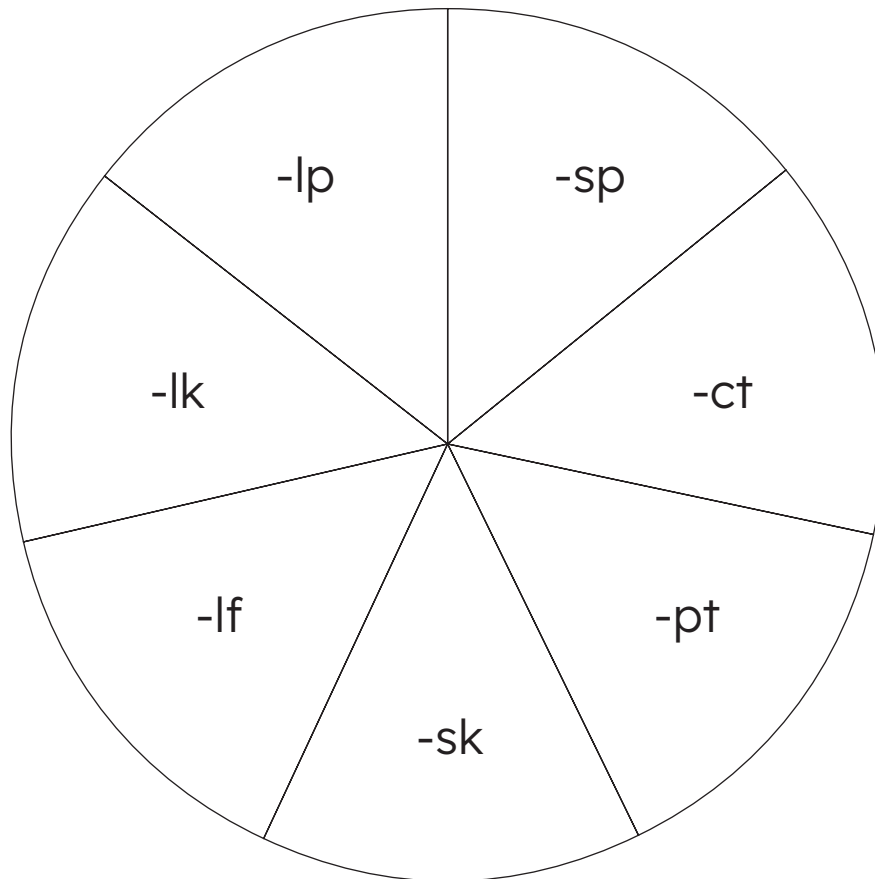
1. Spin and wait for the paperclip to land on a category.
2. Find a word on the word mat that fits the category on the pinwheel.
3. Use the highlighter to mark the identified word on the mat.
4. Read the word aloud.
5. Have the students turn their paper over to write the word in the matching column on the recording sheet.
6. The activity is complete when students have highlighted all the words on the mat and written them on their recording sheet or, when the allocated time runs out.

If doing this activity with partners, students can take turns spinning for the grapheme. The student who spins will highlight and say the word, while the other student will decide if they agree with their partner's choice. Both students will use their own recording sheet to write the word under the correct column until all the words are highlighted or their allocated time is up.



Name \_\_\_\_\_ Date: \_\_\_\_\_

## Ending Consonant Blends with -lp, -sp, -ct, -pt, -sk, -lf, -lk Pinwheel



### WORD MAT

help	gasp	fact	rapt	ask
elk	elf	kelp	rasp	yelp
pact	kept	mask	milk	shelf
silk	task	wept	tact	culp
gulp	pulp	duct	tusk	gulf

Name \_\_\_\_\_ Date: \_\_\_\_\_

# Recording Sheet

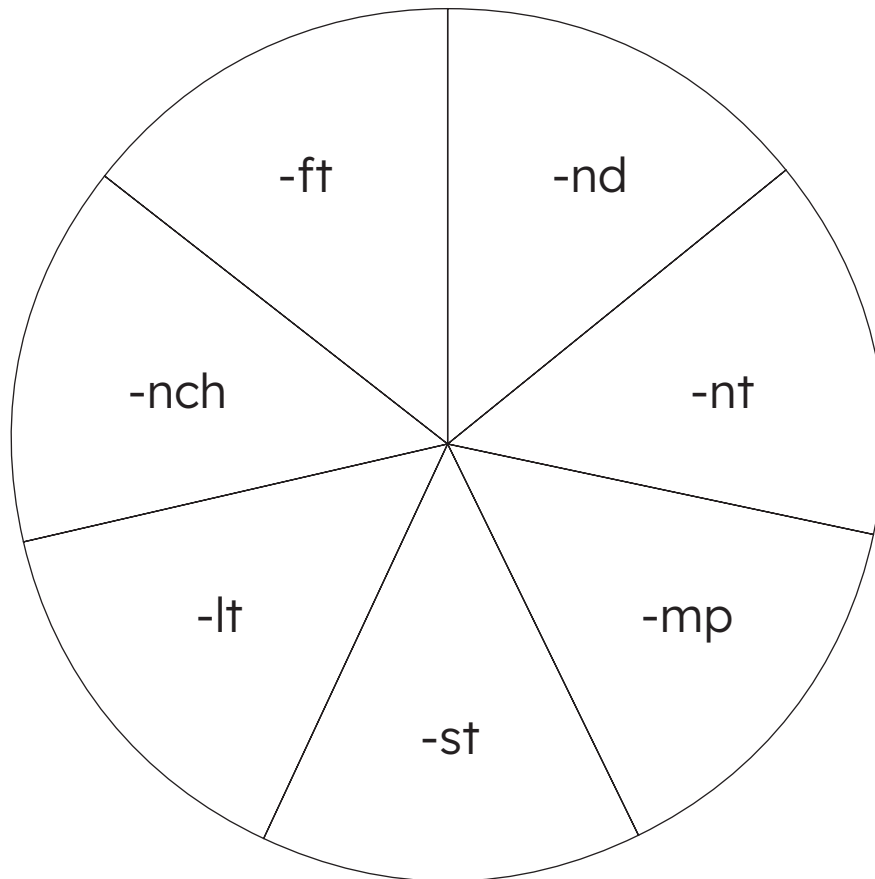
**Directions:** Write each word from the word mat under the correct column.

-lp	-sp	-ct	-pt

-sk	-lf	-lk

Name \_\_\_\_\_ Date: \_\_\_\_\_

## Ending Consonant Blends with -ft, -nd, -nt, -mp, -st, -lt, or -nch Pinwheel



### WORD MAT

raft

and

ant

camp

cast

belt

bench

bunch

felt

fast

champ

chant

band

shaft

theft

sand

bent

ramp

past

welt

lunch

munch

quilt

best

shift

Name \_\_\_\_\_ Date: \_\_\_\_\_

## Recording Sheet

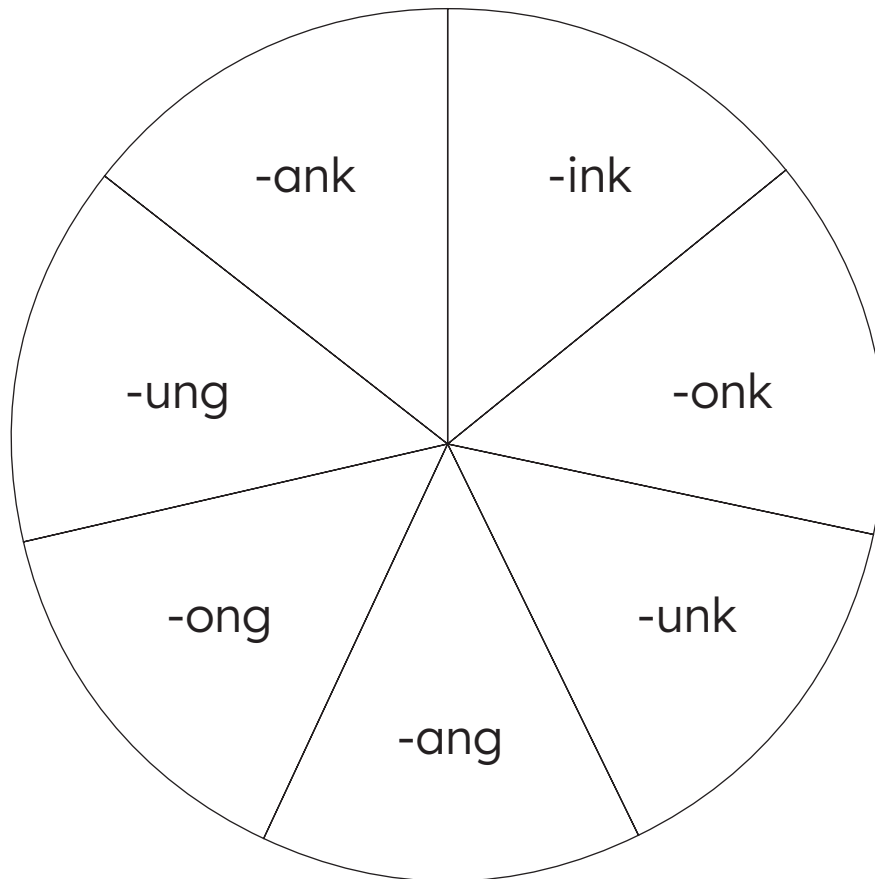
**Directions:** Write each word from the word mat under the correct column.

-ft	-nd	-nt	-mp

-st	-lt	-nch

Name \_\_\_\_\_ Date: \_\_\_\_\_

## Ending Consonant Blends with -ank, -ink, -onk, -unk, -ang, -ong, -ung Pinwheel



### WORD MAT

blank	blink	bank	bunk	bang
clung	bong	clang	chunk	clonk
clink	crank	brink	conk	dunk
fang	bent	long	flung	sprung
pong	rang	junk	honk	prank

Name \_\_\_\_\_ Date: \_\_\_\_\_

## Recording Sheet

**Directions:** Write each word from the word mat under the correct column.

-ank	-ink	-onk	-unk

-ang	-ong	-ung