

# Spin, Name, and Spell with Ending Diphthongs

## Teacher Instructions

**Skill:** Ending Diphthongs

### Teacher Instructions

The purpose of this activity is for students to practice blending and reading words with ending diphthongs, and to spell and read the words correctly. This activity should be done to increase fluency, so pace students to read the words as quickly as possible.

### Materials Needed:

- Pinwheel
- Large paperclip (the paperclip will serve as a spinner)
- 2 pencils - one to act as an anchor for the spinner, and one to write with
- A copy of the spin, name, and spell word mat
- Student recording sheet
- Highlighter

### Directions:

You will need to model this activity with your students before you can let them do it independently. They can also practice with partners, or in small groups and centers.

First, show your students how to create and use their pinwheel:

1. Place the paperclip on the center of the pinwheel.
2. Hold the pencil upright with its tip in the center of the paperclip.
3. Spin the paperclip and take note of where it points on the pinwheel.

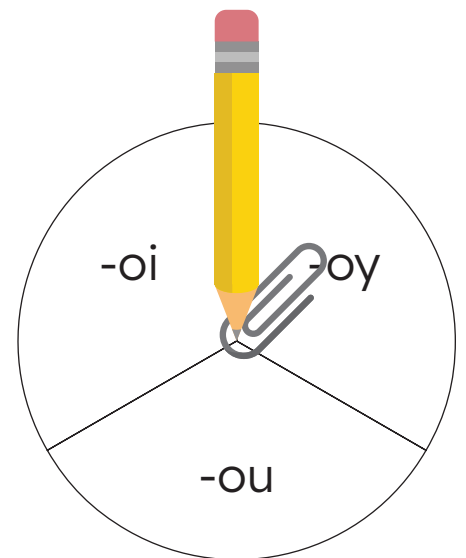
When you are ready for the activity, you can say to students, "Today we will practice blending and reading words with ending diphthongs." And then go through an example with your students.

1. Spin and wait for the paperclip to land on a category.
2. Find a word on the word mat that fits the category on the pinwheel.
3. Use the highlighter to mark the identified word on the mat.
4. Read the word aloud.
5. Have the students turn their paper over to write the word in the matching column on the recording sheet.
6. The activity is complete when students have highlighted all the words on the mat and written them on their recording sheet or, when the allocated time runs out.

If doing this activity with partners, students can take turns spinning for the grapheme. The student who spins will highlight and say the word, while the other student will decide if they agree with their partner's choice. Both students will use their own recording sheet to write the word under the correct column until all the words are highlighted or their allocated time is up.

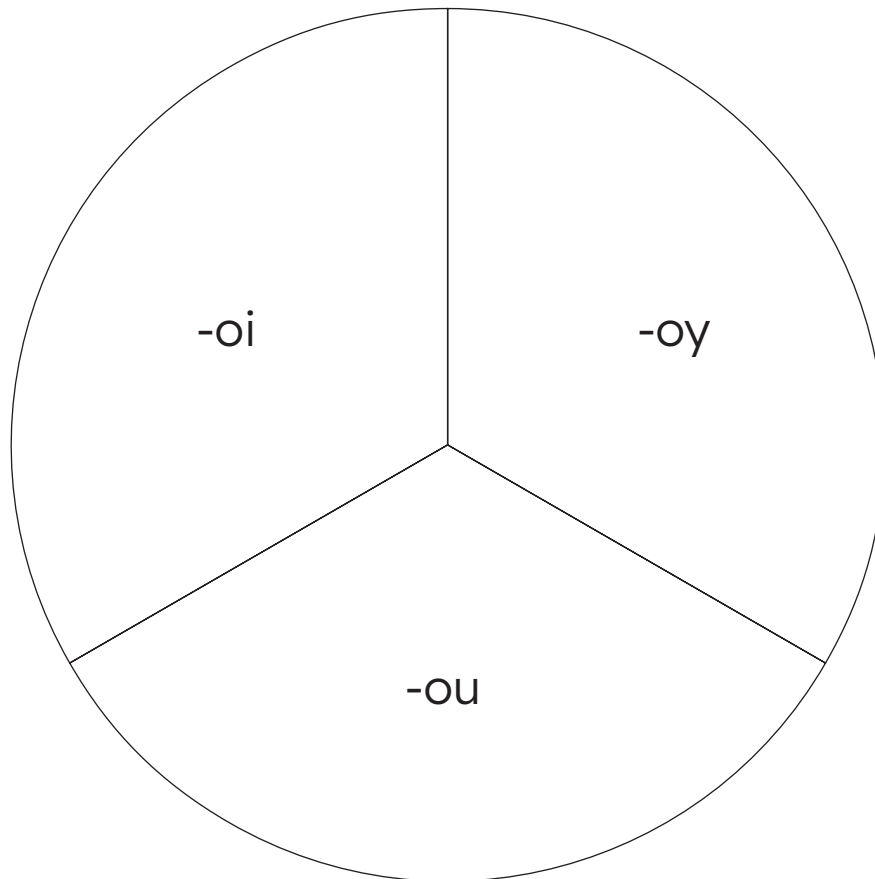
### Teacher Tip:

Print the recording sheet on the back of the pinwheel and word mat, this way children will practice spelling the words without a reference.



Name \_\_\_\_\_ Date: \_\_\_\_\_

## Diphthongs Ending with -oi, -oy, or -ou Pinwheel



### WORD MAT

boil	soy	toil	boy	joy
broil	coin	spoil	noun	ploy
mouth	void	foil	trout	mouse
toy	shout	coy	join	ground
point	oink	found	south	voice

Name \_\_\_\_\_ Date: \_\_\_\_\_

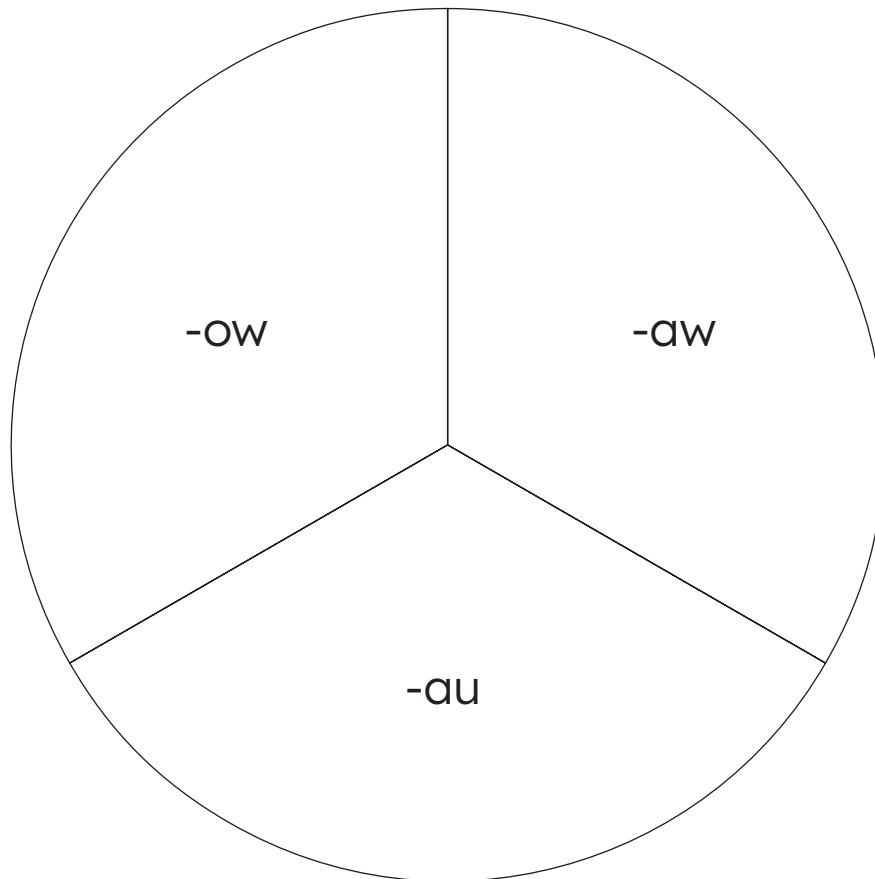
## Recording Sheet

**Directions:** Write each word from the word mat under the correct column.

-oi	-oy	-ou

Name \_\_\_\_\_ Date: \_\_\_\_\_

## Diphthongs Ending with -ow, -aw, or -au Pinwheel



### WORD MAT

brown

brawl

cause

clown

claw

fault

fraud

crawl

crowd

down

draw

haul

fawn

haunt

drown

growl

hawk

saw

scowl

daunt

pause

crown

sauce

fraud

yawn

Name \_\_\_\_\_ Date: \_\_\_\_\_

## Recording Sheet

**Directions:** Write each word from the word mat under the correct column.

-ow	-aw	-au