

A Picture Sort for Beginning Sounds

Teacher Instructions

Skill: Beginning Phoneme Identification

Instructions:

In this two-part activity, students will practice identifying the beginning sound of a word. They will first practice with a sorting mat. Then they'll complete a student activity page that you can use to assess their accuracy. There are three sets of the activity, so children can practice multiple times (up to three) with different groupings of words.

Materials:

- 3 sets of 12 picture cards
- 3 sorting mats
- 3 student activity pages
- 4 different color crayons

Preparation: Precut the three sets of 12 picture cards and pair them with the corresponding sorting mats and student activity pages. Each student will need an activity set consisting of three sets of 12 picture cards, three sorting mats, three activity pages, and four different color crayons.

You will need to model this activity with children before you let them do it independently. Here are instructions for students.

Teacher Tip:


Print each set of picture cards on a different color paper to make it easier to sort and clean up the cards once the activity is complete.

Answer Keys:

Set One: mailbox, mouse, map, mirror; spider, saw, snake, sandwich; tree, tire, triangle, table; apple, ant, alligator, ax

Set Two: fries, feather, frog, fire; backpack, ball, banana, bear; rainbow, road, ruler, rose; iguana, itch, insect, igloo

Set Three: umpire, underwear, umbrella, up; hippo, heart, horse, hammer; jelly, jar, juice, jail; whistle, watch, window, wagon

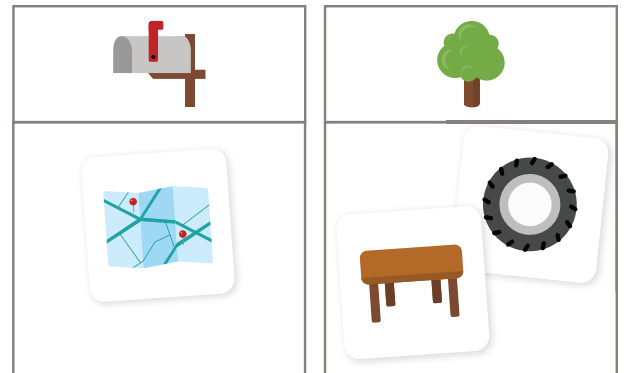


A Picture Sort for Beginning Sounds

Teacher Instructions


Part 1: Say, “Today we are going to practice identifying the beginning sound of a word.” Go through an example with your students.

1. Shuffle a set of picture cards and place them face down.
2. Choose a picture card and look at the picture.
3. Say the name of the picture.
4. What’s the beginning sound?
5. Place the picture card on the sorting mat under the picture that starts with the same beginning sound.
6. Check your answers in each column, one by one. Say the name of each of the pictures from top to bottom, and make sure that they all have the same first sound.



Part 2: Say, “In the second part of this activity, you will circle the pictures that share the beginning sound on your student activity page. Use one color for each sound.”


Students should assign each of the four beginning sounds a certain color crayon. For example, /m/ might go with red. On the circle-the-sound page, students would use that color crayon (red) to circle the pictures that share the same beginning sound (/m/). Then they should use the other three crayons to circle the other pictures with shared beginning sounds – one color for each sound.



A Picture Sort for Beginning Sounds

Set One: Picture Cards




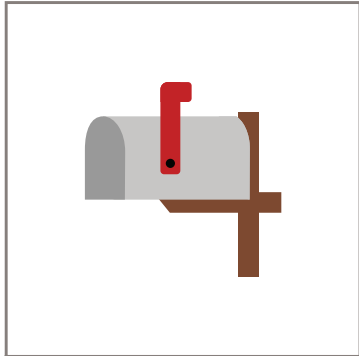
/m/, /t/, /s/, and /a/



Name _____ Date: _____

A Picture Sort for Beginning Sounds

Set One: Sorting Mat



Empty rectangular box for sorting.







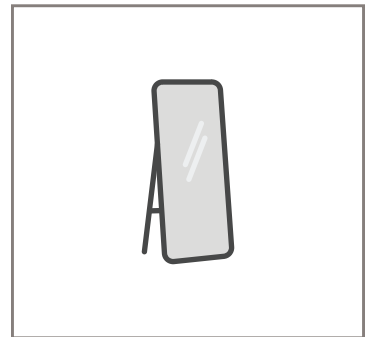





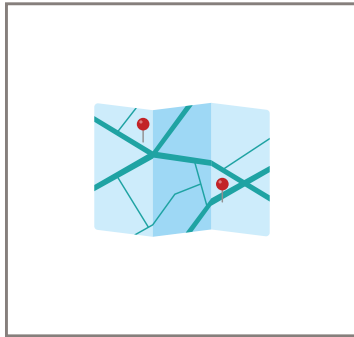

Empty rectangular box for sorting.

Empty rectangular box for sorting.

Empty rectangular box for sorting.

Name _____ Date: _____


A Picture Sort for Beginning Sounds Set One: Circle the Sound



A Picture Sort for Beginning Sounds




Set Two: Picture Cards

/f/, /r/, /b/, and /i/



Name _____ Date: _____

A Picture Sort for Beginning Sounds Set Two: Sorting Mat



Blank space for sorting the picture of french fries.


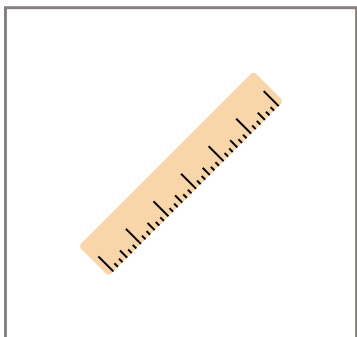









Blank space for sorting the picture of a backpack.

Blank space for sorting the picture of a rainbow.

Blank space for sorting the picture of an iguana.

Name _____ Date: _____


A Picture Sort for Beginning Sounds Set Two: Circle the Sound



A Picture Sort for Beginning Sounds

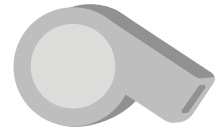

Set Three: Picture Cards

/h/, /w/, /u/, and /j/



Name _____ Date: _____

A Picture Sort for Beginning Sounds Set Three: Sorting Mat



Name _____ Date: _____

A Picture Sort for Beginning Sounds Set Three: Circle the Sound

